

















MATERIALS NEEDED FOR RESIDENTIAL CHAIN LINK FENCE

QUAN-TITY	ITEM #		ITEM DESCRIPTION	QUANTITY TO USE	PRICE EACH	Sub Total
			Fabric of chain link sold in (50 foot rolls)	Divide total footage by 50 and round up		
			Top Rail 10' 6" or 21' with Swedged ends	Divide total footage by 10'6"- or 21 foot and round up		
			Line Post	Divide the total footage by 10 and round up		
			Loop Cap	Used 1 per line post		
			Terminal Post	Use at corners and both sides of gates		
			Tension Bar	Use 1 per end or gate post, 2 per corner post.		
			Brace Band	Use 1 per tension bar		
			Rail End Cup 1-3/8	Use 1 per tension bar		
			Tension Band	Use 4 per tension bar or 1 per foot of fence height		
			5/16" x 1-1/4" Carriage Bolts	Use 1 per tension or brace band		
			Acorn Cap	Use one per terminal post		
			Aluminum Cut Ties fence posts	Use 1 per foot on line posts. (100 per bag)		
			Aluminum Cut Ties top rail	Use 1 per foot off fence line Packaged (100 per bag)		
			Aluminum Gate Corner	Needed 4 per gate		
			Connects to Terminal Posts	Usually 2 per walk gate, 4 per double drive gate		
			3/8" x 3" Carriage Bolts	Used with the mail hinge, 1 per hinge		
			Female Hinge 1-3/8"	Usually 2 per walk gate, 4 per double drive gate		
			2-1/2" or 1-3/8" Drop Fork Latch	One per gate used with a drop fork collar. (use 5/14 x 1-1/4 carriage bolts		
			1-3/8" Drop Fork Collar	One per gate used with a drop fork latch. (use 5/14 x 1-1/4 carriage bolts		
			Ground Anchor	1 for each line, end and gate post by size		

Please fax this form over to us at 330-650-9004 and we will get back to you with a shipping charge.


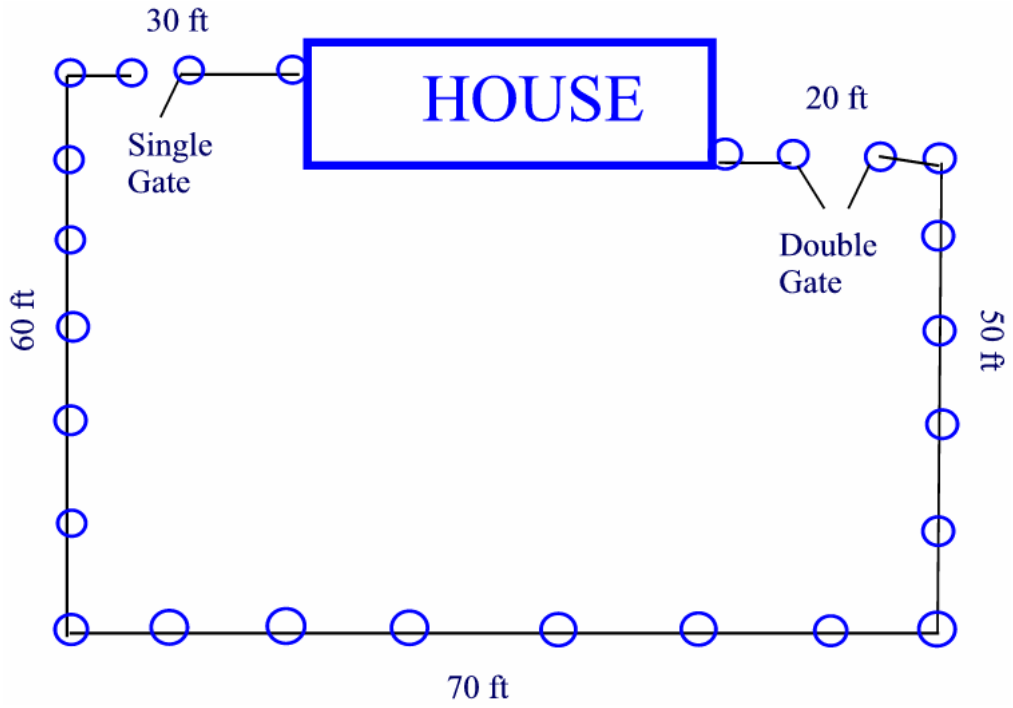
Discount Fence Supply, Inc.

10050 Wellman Rd.
Streetsboro OH 44241
Phone: 800-878-7829

Fax: 330-650-9004

Email sales@discountfence.com

As simple as Lines and circles.



Use this grid to draw your plan... Then send it with your Material List and we will look it over for you. Just one more way www.discountfence.com is here to serve. Fax your project to:

330/650-9004